



National Marine Manufacturers Association

nmma.org

ECONOMIC SIGNIFICANCE OF RECREATIONAL BOATING IN CALIFORNIA

CONGRESSIONAL DISTRICT 46

Number of Recreational Boats*	5,341
Recreational Boating Industry Businesses	45
Total Jobs	431
Annual Recreational Boating-Related Spending	\$22.8 MILLION





TOTAL ANNUAL ECONOMIC IMPACT OF RECREATIONAL BOATING:

\$54.0 MILLION

RECREATIONAL BOATS IN CA-46

TOTAL BOATS* ▶ 5,341

REGISTERED BOATS	5,341
Power boats	3,274
PWCs	1,901
Sailboats	162
Other Boats	4
HOUSEHOLDS PER BOAT	34.3

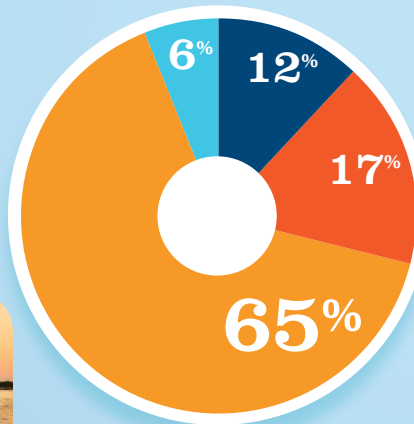


* Total boats are registered boats as reported by states to the USCG.

RECREATIONAL BOATING CREATES JOBS IN CA-46

TOTAL BOATING JOBS ▶ 867

Boat Building	49
Motor / Engine Mfgr.	-
Accessory / Supplies Mfgr.	566
Dealers / Wholesalers	151
Boat Services	101



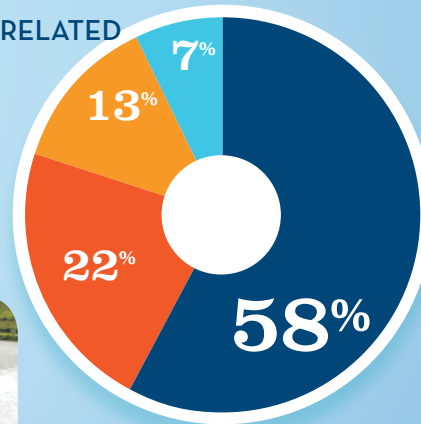
BOAT BUILDING DLRS/WHOLESALERS
MOTOR/ENG. MFGR. † BOAT SERVICES
ACC./SUPPLIES MFGR. † 0%



RECREATIONAL BOATING-RELATED BUSINESSES IN CA-46

TOTAL BUSINESSES ▶ 45

Boat Building	3
Motor / Engine Mfgr.	-
Accessory / Supplies Mfgr.	6
Dealers / Wholesalers	10
Boat Services	26



BOAT BUILDING DLRS/WHOLESALERS
MOTOR/ENG. MFGR. † BOAT SERVICES
ACC./SUPPLIES MFGR. † 0%

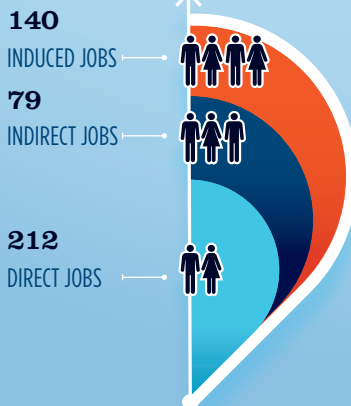


ESTIMATED JOBS IMPACT OF RECREATIONAL BOATING-RELATED SPENDING IN CA-46

EST. TOTAL JOBS ▶ 431

EST. TOTAL LABOR INCOME ▶ \$17.8 MILLIONS

Est. Direct Income	\$7.3
Est. Indirect Income	\$4.4
Est. Induced Income	\$6.1



RECREATIONAL BOATING INDUSTRY SALES IN CA-46

Boat Building	\$12.6 MILLION
Motor / Engine Mfgr.	\$0.0
Accessory / Supplies Mfgr.	\$29.2
TOTAL MFGR. SALES	▶ \$41.8

Dealers / Wholesalers	\$72.8
Boat Services	\$35.1
TOTAL RETAIL & SERVICES SALES	▶ \$107.9

BOAT BUILDING DLRS/WHOLESALERS
MOTOR/ENG. MFGR. BOAT SERVICES
ACC./SUPPLIES MFGR.

